



STEP 1 : PREPARATION




Remove all removable defects such as water-stains, wash marrings, scratches, swirl marks, holograms, oxidation, tar spots and other cross contaminated airborne pollutants by **polishing**.



Remove all polishing dust with pressure washer.




Wipe dry completely with OSREN Drying Microfibre Towel.




Use compressed air to blow out water trapped in seams and crevices. Sections to look out for are side mirrors, door handles, skirtings, body panel linings, window trimmings, windshield fluid nozzles and others.



Use OSREN Coatz 01A Pre-Coating Cleaner to **remove all polishing oil**. Mist OSREN Coatz 01A Pre-Coating Cleaner onto OSREN Drying Microfibre Towel and paintwork.



Spread and buff to clear. Repeat process from panel to panel.




Use masking tapes to **tape up edges** of windows and trimmings to prevent smears and smudges from over-application.


STEP 2 : UNDERSTANDING APPLICATION & BUFFING METHOD



Pour adequate amount of OSREN Coatz 01 Absolute Paintwork Coating onto applicator foam (wrapped with applicator cloth) in a straight line.




Apply coating in straight lines. Apply once **vertically** and make sure there is no gap.




Apply second time horizontally and make sure there is no gap. After applying, **wait for 3-5 minutes** before buffing.




Prepare 3pcs of OSREN Buffing Microfibre Towel. (Use towels in 2 folds and flip it when it is saturated)



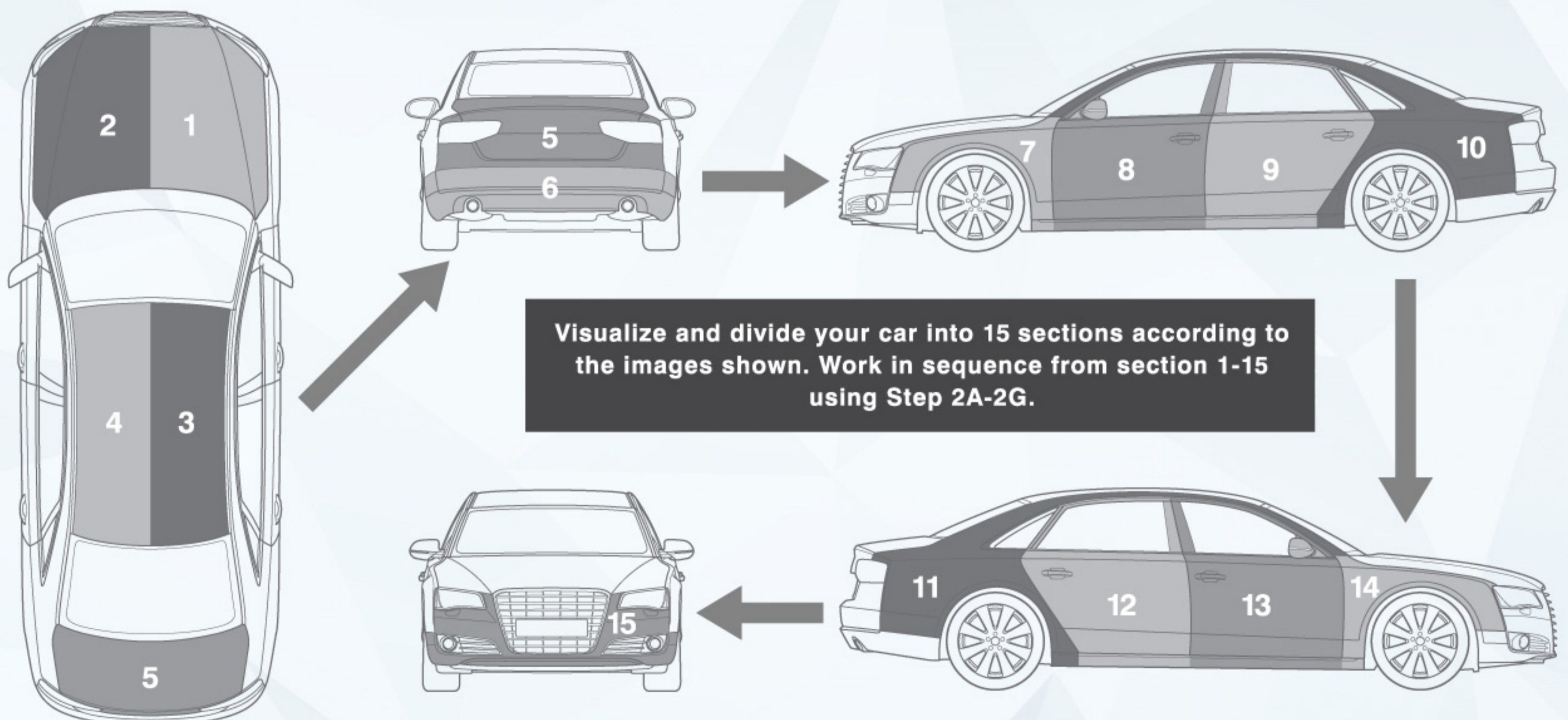
Use the 1st piece to **"push and even out"** the coating in a single direction according to how water would flow down from your car.



Use the 2nd piece to **"push and even out"** the coating again in a single direction according to how water would flow down from your car.



Finally, use the 3rd piece to **buff remaining excess** to clear in any direction.



After completing the application, **keep the car away from any contact of water for at least 2 hours**. If you wish to apply a 2nd coat, do so after 2 hours. Curing time for OSREN Coatz 01 Absolute Paintwork Coating is 7 days. **Before curing, refrain from washing and scrubbing the car**. If there's any waterstains or grime, you can clean the car after the curing period of 7 days. For stubborn waterstains, please use OSREN Coatz 05A Paintwork Coating Waterstains Cleaner.